

2" LED Cylinder

Square Low Voltage Cable Pendant Light

SLP2-LV

FEATURES

- Integral 120-277V input LED driver, 14W output, canopy mount, 90% efficient, 0.99 power factor
- Square aluminum canopy, 4-1/2" x 4-1/2" x 1-1/2"
- Emergency remote battery backup available
- Five (5) year warranty
- UL/C-UL listed for wet locations

LEDS






















- High performance COB LEDs
- 2-step binning
- 50,000hr 70% lumen maintenance
- LM79 available at cslighting.com
- INC/ELV/0-10V Universal dimming
- Field-replaceable LED and driver



HOUSING / HEAT SINK

- 30°, 50° and 80° optics included
- Machined aluminum housing
- 10ft of low voltage cable included

FINISHES Contact factory for actual color samples

	ABL	Agean Blue
	BB	Burnished Bronze
	BK	Gloss Black
	BLU	Blue
	BZP	Bronze Patina
	DVG	Dove Gray
	FLG	Flannel Gray
	GWT	Gloss White
	HG	Hunter Green
	LG	Lime Green
	MB	Matte Black
	PNA	Painted Natural Aluminum
	PNC	Painted Natural Copper
	RD	Red
	SS	Satin Silver
	TBZ	Textured Bronze
	TGP	Textured Graphite
	TNG	Tangerine
	TTL	Tahitian Teal
	WT	Semi Gloss White
	GA	Galvanized (<i>Specialty Finish</i>)

ITEM

DESCRIPTION

- SLP2-27-XX-1-LV LED, 2,700°k ±50k, CRI 90, 980lm
- SLP2-30-XX-1-LV LED, 3,000°k ±50k, CRI 90, 1074lm
- SLP2-35-XX-1-LV LED, 3,500°k ±50k, CRI 90, 1157lm
- SLP2-40-XX-1-LV LED, 4,000°k ±50k, CRI 80, 1250lm

XX = 2 or 3 digit finish code. Must be included when ordering

ACCESSORIES (Order Separately)

- EDLM-10-OPTIC-3 Very Narrow 10° Optic

EMERGENCY (Order Separately)

- EM-1000 25W LED Remote Inverter
- EM-1002 10W EM Battery (Field installable)

ORDER EXAMPLE:

SLP2 — 27 — XX — 3 — LV - DIM

27 (2700K)
30 (3000K)
35 (3500K)
40 (4000K)

Finish
(see finish
list on this
spec sheet)

BLANK - Standard Dimming
L1* - Lutron A Series Hi Lume
2 Wire
LR1* - Lutron A Series Hi Lume
2 Wire - Remote
L2* - Lutron Eco System 5 Series
L3* - Lutron Hi Lume H Series
Fade to Black
L4* - Lutron A Series Hi-Lume
3-Wire
EL1* - EidoLED DALI
EL2* - EidoLED 0-10V
EL3* - DMX

** If using these dimming options, a 6" canopy is required. Contact the your CSL rep or the factory for details*



A Division of Troy-CSL

14508 Nelson Avenue City of Industry, CA 91744 Tel 626-336-4511 Fax 626-336-4266 www.cslighting.com

Rev 0117

3" LED Cylinder

Square Low Voltage Cable Pendant Light

SLP3-LV

FEATURES


- Integral 120-277V input LED driver, 24W output, canopy mount, 90% efficient, 0.99 power factor
- Square aluminum canopy, 4-1/2" x 4-1/2" x 1-1/2"
- Emergency remote battery backup available
- Five (5) year warranty
- UL/C-UL listed for wet locations

LEDS






















- High performance COB LEDs
- 2-step binning
- 50,000hr 70% lumen maintenance
- LM79 available at cslighting.com
- INC/ELV/0-10V Universal dimming
- Field-replaceable LED and driver

HOUSING / HEAT SINK

- 30°, 50° and 80° optics included
- Machined aluminum housing
- 10ft of low voltage cable included
- Contact the factory for custom sloped ceiling projects



FINISHES Contact factory for actual color samples

	ABL	Agean Blue
	BB	Burnished Bronze
	BK	Gloss Black
	BLU	Blue
	BZP	Bronze Patina
	DVG	Dove Gray
	FLG	Flannel Gray
	GWT	Gloss White
	HG	Hunter Green
	LG	Lime Green
	MB	Matte Black
	PNA	Painted Natural Aluminum
	PNC	Painted Natural Copper
	RD	Red
	SS	Satin Silver
	TBZ	Textured Bronze
	TGP	Textured Graphite
	TNG	Tangerine
	TTL	Tahitian Teal
	WT	Semi Gloss White
	GA	Galvanized (<i>Specialty Finish</i>)

ITEM DESCRIPTION

- SLP3-27-XX-4-LV LED, 2,700°k ±50k, CRI 90, 1900lm
- SLP3-30-XX-4-LV LED, 3,000°k ±50k, CRI 90, 2035lm
- SLP3-35-XX-4-LV LED, 3,500°k ±50k, CRI 90, 2186lm
- SLP3-40-XX-4-LV LED, 4,000°k ±50k, CRI 80, 2691lm

XX = 2 or 3 digit finish code. Must be included when ordering

ACCESSORIES (Order Separately)

- EDL-10-OPTIC-4 Very Narrow 10° Optic

EMERGENCY (Order Separately)

- EM-1000 25W LED Remote Inverter
- EM-1002 10W EM Battery (Field installable)

ORDER EXAMPLE:

SLP3 — 27 — XX — 4 — LV - DIM

27 (2700K)
30 (3000K)
35 (3500K)
40 (4000K)

Finish
(see finish list on this spec sheet)

BLANK - Standard Dimming
L1* - Lutron A Series Hi Lume 2 Wire
LR1* - Lutron A Series Hi Lume 2 Wire - Remote
L2* - Lutron Eco System 5 Series
L3* - Lutron Hi Lume H Series Fade to Black
L4* - Lutron A Series Hi-Lume 3-Wire
EL1* - EidoLED DALI
EL2* - EidoLED 0-10V
EL3* - DMX

** If using these dimming options, a 6" canopy is required. Contact the your CSL rep or the factory for details*



A Division of Troy-CSL

14508 Nelson Avenue City of Industry, CA 91744 Tel 626-336-4511 Fax 626-336-4266 www.cslighting.com

Rev 0117

5" LED Cylinder

Square Low Voltage Cable Pendant Light

SLP5-LV

FEATURES


- Integral 120-277V input LED driver, 38W output, canopy mount, 90% efficient, 0.99 power factor
- Square aluminum canopy, 4-1/2" x 4-1/2" x 2"
- Emergency remote battery backup available
- Five (5) year warranty
- UL/C-UL listed for wet locations

LEDS






















- High performance COB LEDs
- 2-step binning
- 50,000hr 70% lumen maintenance
- LM79 available at cslighting.com
- INC/ELV/0-10V Universal dimming
- Field-replaceable LED and driver

HOUSING / HEAT SINK

- 30°, 50° and 80° optics included
- Machined aluminum housing
- 10ft of low voltage cable included



FINISHES Contact factory for actual color samples

	ABL	Agean Blue
	BB	Burnished Bronze
	BK	Gloss Black
	BLU	Blue
	BZP	Bronze Patina
	DVG	Dove Gray
	FLG	Flannel Gray
	GWT	Gloss White
	HG	Hunter Green
	LG	Lime Green
	MB	Matte Black
	PNA	Painted Natural Aluminum
	PNC	Painted Natural Copper
	RD	Red
	SS	Satin Silver
	TBZ	Textured Bronze
	TGP	Textured Graphite
	TNG	Tangerine
	TTL	Tahitian Teal
	WT	Semi Gloss White
	GA	Galvanized (<i>Specialty Finish</i>)

ITEM DESCRIPTION

- SLP5-27-XX-1-LV LED, 2,700°k ±50k, CRI 90, 2815lm
- SLP5-30-XX-1-LV LED, 3,000°k ±50k, CRI 90, 3012lm
- SLP5-35-XX-1-LV LED, 3,500°k ±50k, CRI 90, 3012lm
- SLP5-40-XX-1-LV LED, 4,000°k ±50k, CRI 80, 3700lm

XX = 2 or 3 digit finish code. Must be included when ordering

ACCESSORIES (Order Separately)

- EDL5-10-OPTIC-1 Very Narrow 10° Optic

EMERGENCY (Order Separately)

- EM-1002 10W EM Battery (Field installable)

ORDER EXAMPLE:

SLP5 — 27 — XX — 4 — LV - DIM

27 (2700K)
30 (3000K)
35 (3500K)
40 (4000K)

Finish
(see finish list on this spec sheet)

BLANK - Standard Dimming
L1* - Lutron A Series Hi Lume 2 Wire
LR1* - Lutron A Series Hi Lume 2 Wire - Remote
L2* - Lutron Eco System 5 Series
L3* - Lutron Hi Lume H Series Fade to Black
L4* - Lutron A Series Hi-Lume 3-Wire
EL1* - EidoLED DALI
EL2* - EidoLED 0-10V
EL3* - DMX

** If using these dimming options, a 6" canopy is required. Contact the your CSL rep or the factory for details*



A Division of Troy-CSL

14508 Nelson Avenue City of Industry, CA 91744 Tel 626-336-4511 Fax 626-336-4266 www.cslighting.com

Rev 0117